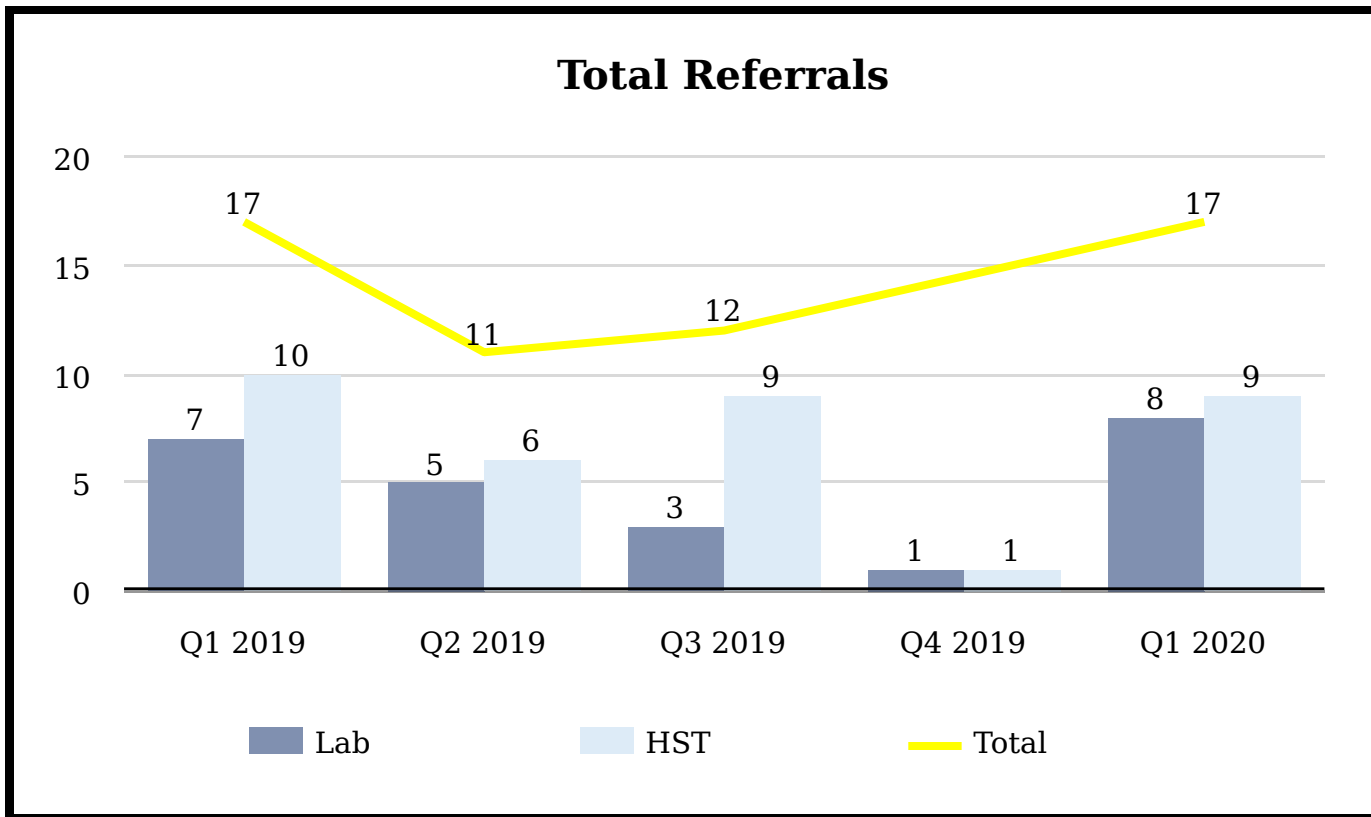


XYZ HealthCare

Quarterly Report

Q1 2020

REFERRALS



Trends

HST
 0% from Q4 2019
 167% from Q1 2020

LAB
 -89% from Q4 2019
 800% from Q1 2020

Total
 -92% from Q4 2019
 1,600% from Q1 2020

TOP REFERRING PROVIDERS

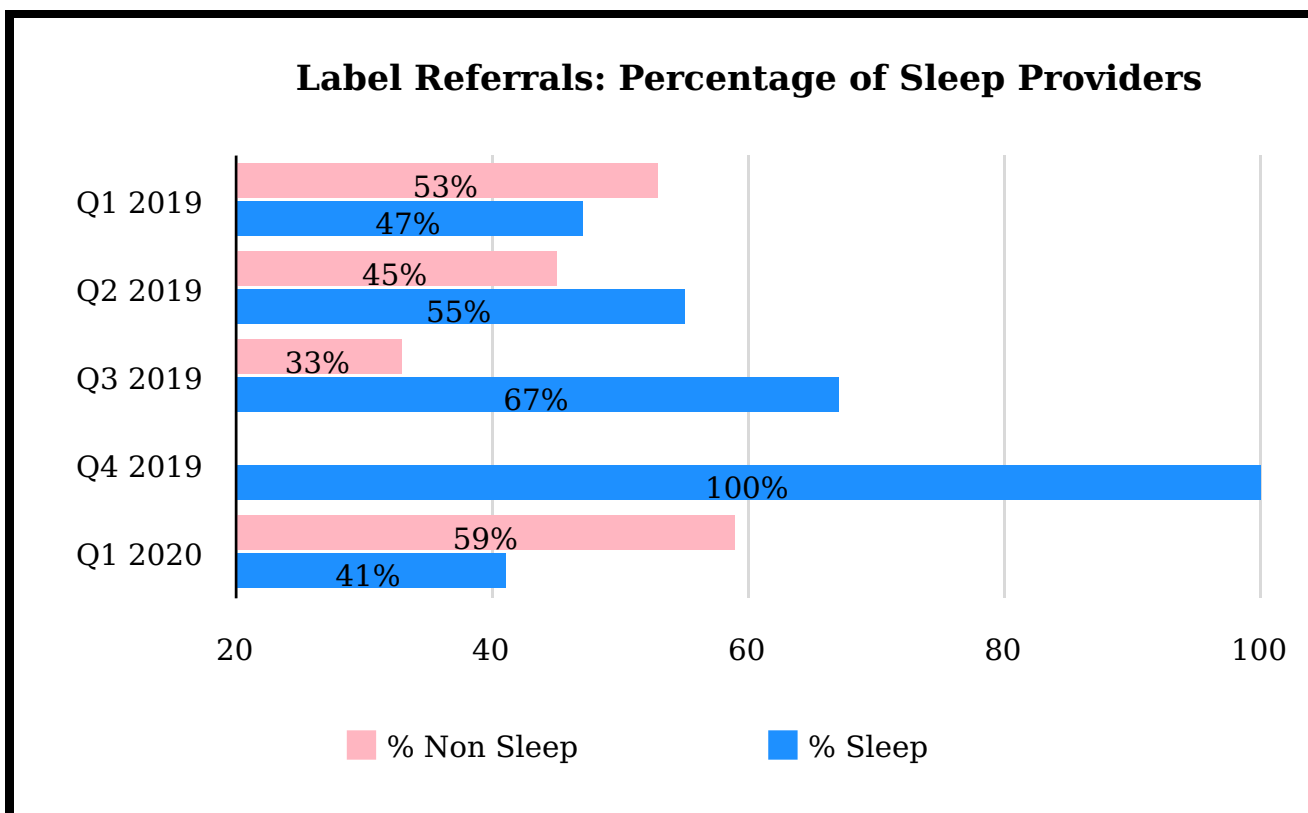
Lab: Q1 2020	
Referring Physician	# Referrals
Boddy Jones	1
Christine I Haas	1
Daniel S Smith	1
Heather Bruce	1
James H Walker	1
Makihiko Takako	1
Mauda F Setright	1
Sally A Kwan	1

HST: Q1 2020	
Referring Physician	# Referrals
Bruce Adamson	1
David Brown	1
Jason V Mehta	1
Jenifer Jefferson	1
Jennifer K Lutz	1
Maria L Perez	1
Sybil P Johnson	1
Vuong Smith	1
William T Jones	1

LAB: Top referring providers account for 47% of all LAB referrals received 17 unique referral sources

HST: Top referring providers account for 53% of all HST referrals received 17 unique referral sources

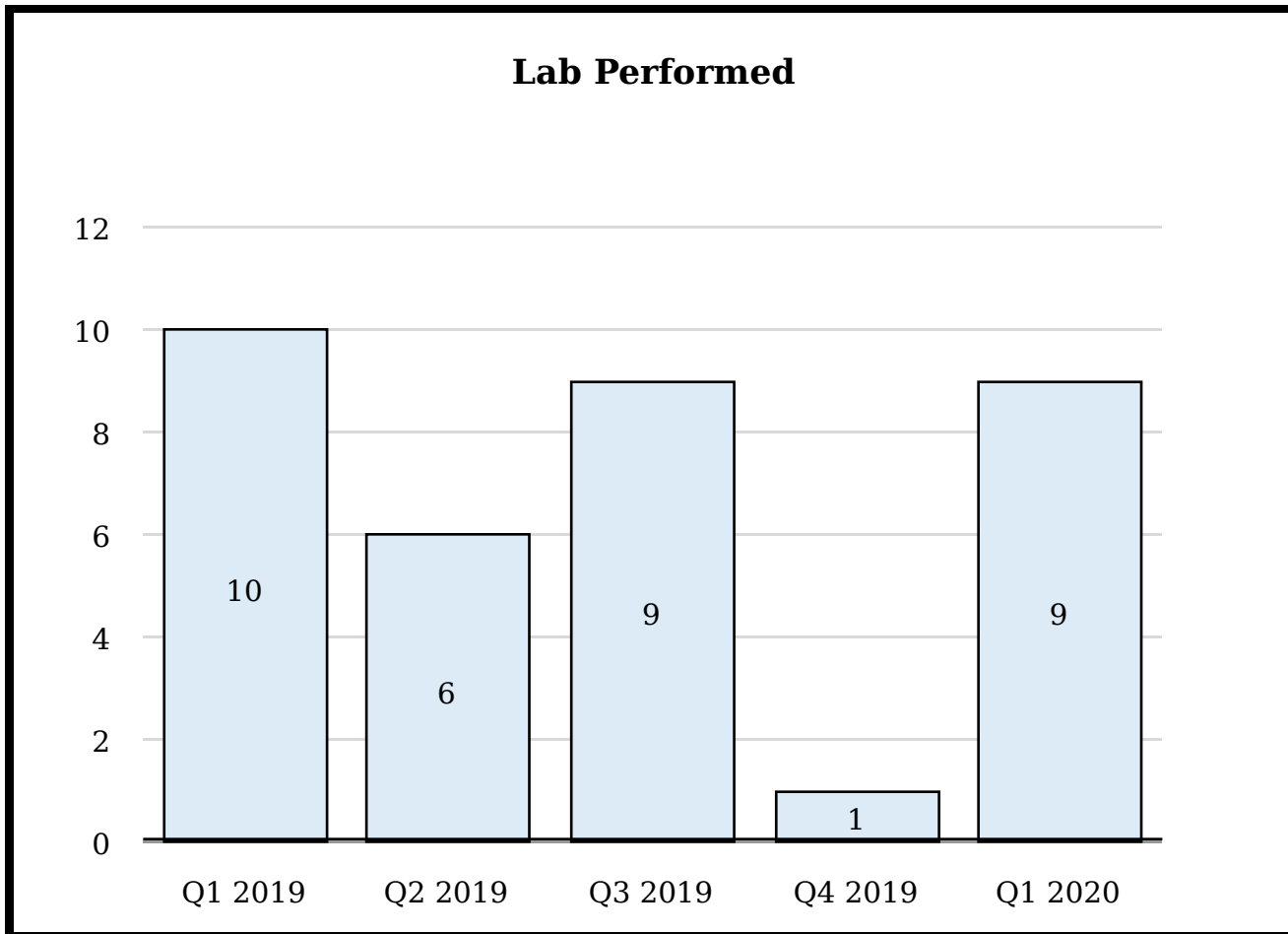
TOP REFERRING GROUPS



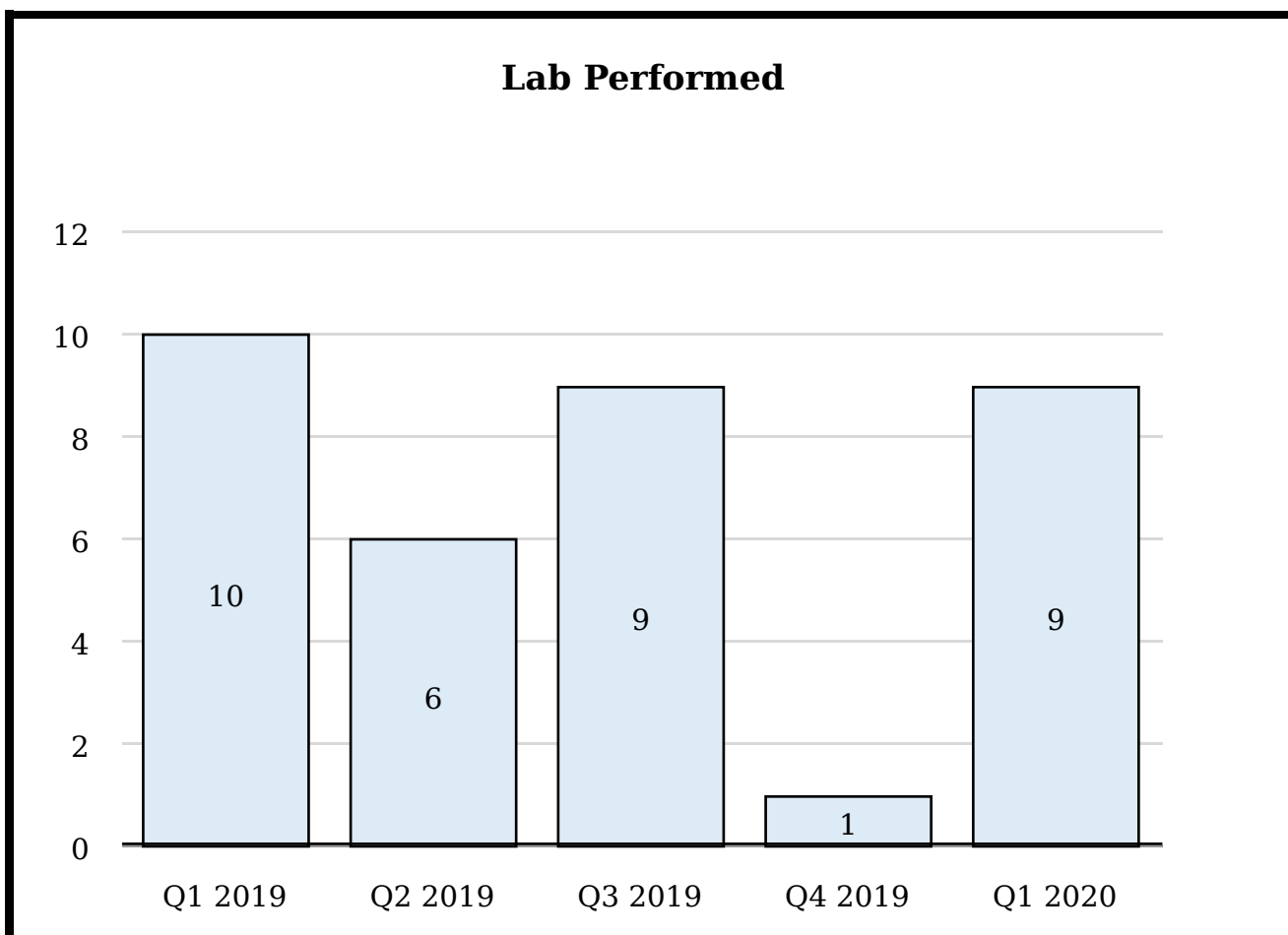
2019 Average:
 Sleep Providers = 56%

Q1 2020:
 Sleep Providers = 41%

PERFORMED



Trends
 -89% from Q4 2019
 800% from Q1 2020



Study Type
 CPAP: 10% of lab studies performed
 NPSG: 50% of lab studies performed
 Split Night: 40% of lab studies performed

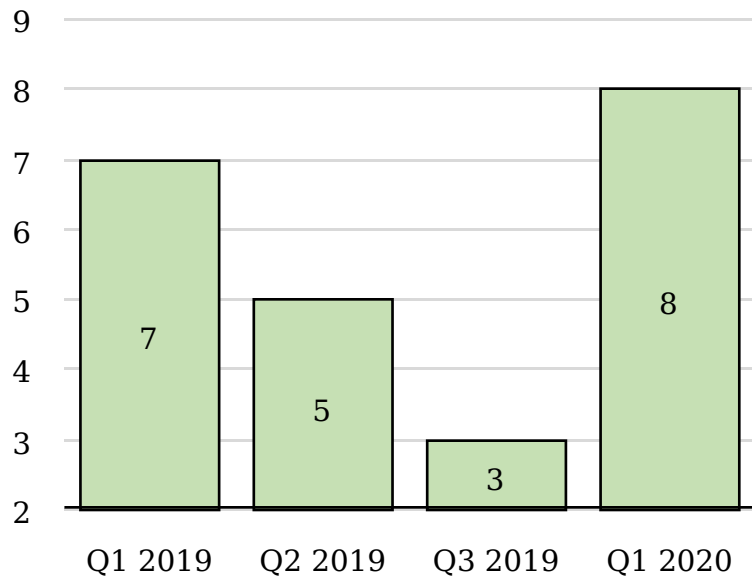
Triage to HST by insurance provider

Q2 2019	Q3 2019	Q4 2019	Q1 2020
5%	5%	5%	4%

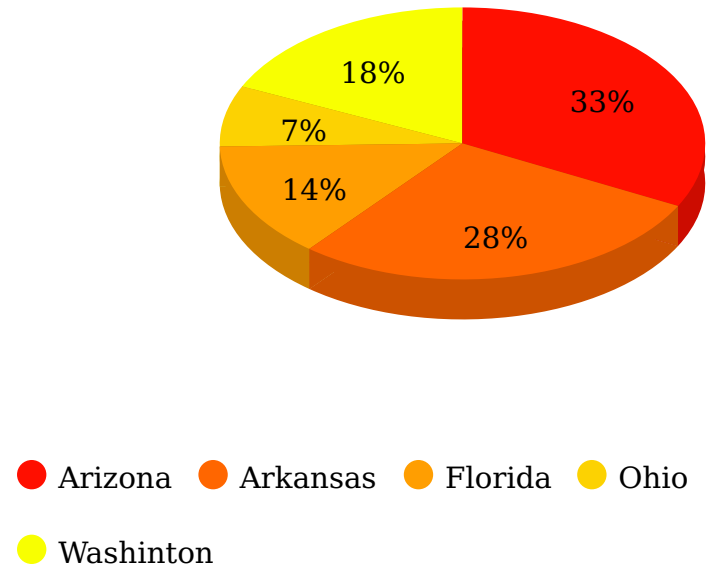
Disposition of Split Studies

	Q2 2019	Q3 2019	Q4 2019	Q1 2020
Perfor med as PSG	49%	55%	58%	55%
Performed as Split	51%	42%	54%	42%

HST Performed



HST Performed by Location



Trends

-40% from Q3 2019
167% from Q1 2020

TREATMENT SUMMARY

Total treatments = 319

Treatment	Times Used	%age
ETCO2	68	21%
Bi-Level	66	21%
TCCO2	57	18%
Non-Vent Mask	45	14%
NV EERS	39	12%
ASV	17	5%
Diamox	16	5%
Dental Appliance	6	2%
IVAP	2	1%
AVAP	2	1%
Provent	1	0%

QUALITY REPORT

SCORING TURNAROUND

GOAL: 3 days or less

RESULT: Average scoring was less than 1 day (0.61), exceeding the goal of 3 days or less

ACTION PLAN: Continue to monitor

January	0.70
February	0.69
March	0.45
Q1 2020	0.61

XYZ HealthCare

Thank You